

304
STAINLESS
STEEL


STAINLESS STEEL PRODUCTS GUARANTEED TO OUTSHINE AND OUTLAST.

Panelite

Our Reputation Is Stainless!



T680
NEXT GEN



T680 NEXT GEN CAB PANELS

The OEM rocker panel must be removed in order to install the cab skirts, and then reinstalled. Drilling is required. Driver side skirt measures 2.16" wide and passenger side skirt measures 2.35" wide. Sold in pairs. As a result of the aerodynamic features of the truck, only blank skirts or 3/4" round lights are an option. Please contact our customer service department for further details.

SHORT HOOD - 2022+ KENWORTH T680 NEXT GEN

BLANK	20992093
3/4" ROUND AMBER LED (7)	20992940
3/4" ROUND AMBER CLEAR LED (7)	20992941
UNDERLIT WITH 3/4" ROUND AMBER CLEAR LED (7)	20992942

MID HOOD - 2022+ KENWORTH T680 NEXT GEN

BLANK	20992094
3/4" ROUND AMBER LED (7)	20992943
3/4" ROUND AMBER CLEAR LED (7)	20992944
UNDERLIT WITH 3/4" ROUND AMBER CLEAR LED (6)	20992945

TRANSITION PANELS

Sold in pairs. Connect the cab and sleeper panels for a continuous and cohesive look. Lites, hardware and harnesses included.

MID-ROOF

BLANK	20962045
3/4" ROUND AMBER LED (3)	20962907
3/4" ROUND AMBER CLEAR LED (3)	20962908
UNDERLIT WITH 3/4" ROUND AMBER CLEAR LED (3)	20982909


HIGH-ROOF

BLANK	20962044
3/4" ROUND AMBER LED (2)	20962904
3/4" ROUND AMBER CLEAR LED (2)	20962905
UNDERLIT WITH 3/4" ROUND AMBER CLEAR LED (2)	20962906

T680 NEXT GEN 76" SLEEPER PANELS WITH EXTENDERS

Sold individually. As a result of fuel fill locations, the sleeper panels are sold individually by side – either passenger or driver. Lights, hardware and harness included. For 76" sleepers with extenders. For fuel fill location, the front of the sleeper lines up with the body seam between the transition and the sleeper on the trucks, measure from that line if needed.

DRIVER SIDE		PASSENGER SIDE	
NO FUEL FILL CUTOUT		NO FUEL FILL CUTOUT	
BLANK	20981063	BLANK	20981067
3/4" ROUND AMBER LED (11)	20981900	3/4" ROUND AMBER LED (11)	20981908
3/4" ROUND AMBER CLEAR LED (11)	20981901	3/4" ROUND AMBER CLEAR LED (11)	20981909
UNDERLIT WITH 3/4" ROUND AMBER CLEAR LED (11)	20981914	UNDERLIT WITH 3/4" ROUND AMBER CLEAR LED (11)	20981918
FUEL FILL CUTOUT 8" FROM THE FRONT OF THE PANEL		FUEL FILL CUTOUT 8" FROM THE FRONT OF THE PANEL	
BLANK	20981064	BLANK	20981068
3/4" ROUND AMBER LED (11)	20981902	3/4" ROUND AMBER LED (11)	20981910
3/4" ROUND AMBER CLEAR LED (11)	20981903	3/4" ROUND AMBER CLEAR LED (11)	20981911
UNDERLIT WITH 3/4" ROUND AMBER CLEAR LED (11)	20981915	UNDERLIT WITH 3/4" ROUND AMBER CLEAR LED (11)	20981919
FUEL FILL CUTOUT 13" FROM THE FRONT OF THE PANEL		FUEL FILL CUTOUT 13" FROM THE FRONT OF THE PANEL	
BLANK	20981065	BLANK	20981069
3/4" ROUND AMBER LED (11)	20981904	3/4" ROUND AMBER LED (11)	20981912
3/4" ROUND AMBER CLEAR LED (11)	20981905	3/4" ROUND AMBER CLEAR LED (11)	20981913
UNDERLIT WITH 3/4" ROUND AMBER CLEAR LED (11)	20981916	UNDERLIT WITH 3/4" ROUND AMBER CLEAR LED (11)	20981920
FUEL FILL CUTOUT 20.125" FROM THE FRONT OF THE PANEL		FUEL FILL CUTOUT 20.125" FROM THE FRONT OF THE PANEL	
BLANK	20981066		
3/4" ROUND AMBER LED (11)	20981906		
3/4" ROUND AMBER CLEAR LED (11)	20981907		
UNDERLIT WITH 3/4" ROUND AMBER CLEAR LED (11)	20981917		



T680 NEXT GEN BUG DEFLECTOR

The original durable stainless steel bug shields. Drilling of mounting holes through the fiberglass hood is required. Provides a classy and more forgiving alternative to plastic models.

GUARANTEED FOR LIFE
NOT TO BREAK, RUST
OR CORRODE.



T680 NEXT GEN 20891039



HEADLITE TRIM

Attaches using supplied 3M two-sided tape and hardware. Drilling of fender required. Sold in pairs.

2022+ T680 NEXT GEN 20822032



VERTICAL TRIM

The high-quality 304 stainless steel pieces affix to the truck on cowl panel area in front of the cab doors. Sold in pairs.

SHORT HOOD 20682005
MID HOOD 20682006



KICK PANELS


Greatly reduces scuffs to the painted surface. Attaches using supplied 3M two-sided tape and hardware. For both the upper and lower steps for the driver and passenger side. Sold in sets.

UPPER & LOWER STEPS 20185000





**OUT WORK. OUT PLAY.
OUT DRIVE.
OUT LAST.
OUT SHINE.**



LITE BARS

These lite bars attach to the cowl area between hood and door. Hand crafted lite box that provides both front and rear illumination in one easy to attach design. Constructed of high quality 304 mirror finish stainless steel complete with welded and polished corners for a seamless high quality appearance you would expect from Panelite. Features 3/4" round LED lites. Designed for T680, T680 Next Gen, T880 and W990 models. Sold in pairs. Hardware, lites and harnesses included. Some drilling required.

3/4" ROUND AMBER/RED LED (8/8)

20742926

3/4" ROUND AMBER CLEAR/RED CLEAR LED (8/8)

20742927

